


**MEGALITE®**

# LIGHT PIPE™



## USER MANUAL

### Table of Contents

Safety Information.....	2
What's Included.....	2
Specifications.....	3
Main Power Connection.....	4
DMX Connection.....	4
DMX Control .....	4
Size & Weight.....	5
Installation .....	6
Accessories.....	6
Warranty.....	7
Customer Service.....	8

**Check that the unit has not been damaged during transport.**




Read all cautions and warnings  
prior to operation of this  
equipment

### Protection Against Fire




1. Maintain a minimum of 2 foot distance from any type of flame.
2. Fixture is designed for temporary outdoor use.
3. Do not install the unit too close to a heat source.
4. Make sure cables are properly secured.
5. Maximum surface operating temperature: 130°.

### Protection Against Electrical Fire




1. Disconnect power before servicing.
2. For connection to main power supply, proceed to page 5.
3. The power supply must be earthed (electronically grounded).
4. This fixture must not be left on for long periods of time.

### Protection Against Mechanical Hazards



1. Use secondary safety chain when hanging unit.
2. Use quality clamps or bolts when positioning unit.
3. Do not open unit while it is on. Risk of electrical shock.

### Ingress Protection



The IP rating is commonly expressed as IP (Ingress Protection) is followed by 2 numbers (i.e. 65) where the numbers define the fixture rating. The first number indicates the size of a particle that can enter the fixture.. The second number indicates the extent of protection against water entering the fixture. An IP65 rating in this fixture indicates that dust particles can not enter the fixture. And there is protection against water spray from entering the fixture from any direction.

### What is Included

- 1pc Light Pipe fixture
- 1pc Conical Connection
- 2pc Pin, Black
- 2pc Black Clip for Pin
- 1pc User Manual

# Specifications

---

## Part Numbers

---

### Fixture

- 5049-03 = 3ft Light Pipe
- 5049-04 = 4ft Light Pipe
- 5049-05 = 5ft Light Pipe
- 5049-08 = 8ft Light Pipe
- 5049-10 = 10ft Light Pipe

## Mechanical Specifications

---

- Housing:** Aluminum
- Housing Coating:** 2 Step Process, First Anodized Black Then Powder Coated Black.
- IP Rating:** IP65
- Fastening System:** 2 position Conical Mounting System
- Beam Angle:** 120°
- Power Connection:** 5 Conductor, 5 Pin XLR Seetronics SCWM5-B-67 for Input / SCWF5-B-67 for Output

## Electrical Specifications

---

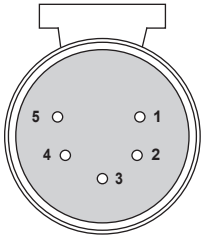
- Light Source:** SMD 5050 R,G,B,WW
- Color Temp White:** 3000K (White Emitter only)
- Drive Method:** Constant Voltage

Item Number	Size	Max Watts
Feet		
5049-03	3ft X 50mm	15W
5049-04	4ft X 50mm	20W
5049-05	5ft X 50mm	25W
5049-08	8ft X 50mm	42W
5049-10	10ft X 50mm	53W

## Main Power Connection

### Caution!

1. Light Pipe fixtures are specifically designed to be used with Light Drive power Drivers.
2. Connection points must not be exposed to moisture or liquids. Use appropriate connections rated for outdoor use
3. Maximum Cable distance of 100Ft before voltage drop.
4. Refer to Light Drive Manual for fixture power link Max load connection
5. Must use a 5 conductor 5pin XLR Cable rated at 20AWG



XLR Position	Drive Connection	Cable Color
Position 1	Red	Red
Position 2	Green	Green
Position 3	Blue	Blue
Position 4	White	White
Position 5	Voltage +	Black



## DMX-512 Control

When using the Light Pipe with one of the Tetra Drivers these fixtures are intended to be used in Ch4 or Ch7 modes. The Light Pipe Driver will be required to be set in Ch4 or Ch7 operating modes on there display settings

Ch 4 Mode
Red
Green
Blue
Warm White


Ch 7 Mode
Dimmer
Red
Green
Blue
Warm White
Strobe
Macro

## Driver Info

Each Tetra Driver has a max output limit. Do not exceed the fixture max voltage with the drivers max voltage. Or there will be Driver failure.

# Size and Weight

---



Fixture Size	3 Feet" X 50mm X 51mm	Fixture Weight	3Lb 13Oz
--------------	-----------------------	----------------	----------



Fixture Size	4 Feet" X 50mm X 51mm	Fixture Weight	4Lb 4Oz
--------------	-----------------------	----------------	---------



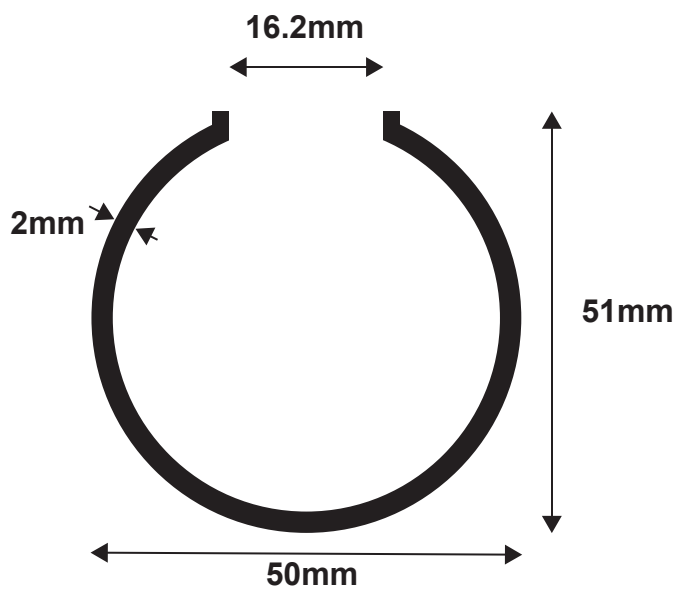
Fixture Size	5 Feet" X 50mm X 51mm	Fixture Weight	5Lb
--------------	-----------------------	----------------	-----



Fixture Size	8 Feet" X 50mm X 51mm	Fixture Weight	7Lb 7Oz
--------------	-----------------------	----------------	---------



Fixture Size	10 Feet" X 50mm X 51m	Fixture Weight	9Lb 12Oz
--------------	-----------------------	----------------	----------



## Installation

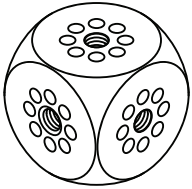
### Caution!

1. The Installation must be carried out by an authorized dealer or trained professional.
2. Unit may cause severe injuries, if you have doubts concerning the safety do not install.
3. Unit is to be 24 inches away from flammable materials.
4. Use high quality installation equipment to hang the unit.

When rigging the it is very important that you follow common safety procedures. Rigging requires extensive experience including but not limited to calculating working weight loads, material being used and periodic safety inspections. If you lack these qualifications, do not attempt the installation yourself, instead use a professional structural rigger.

When rigging the unit always be secure with a secondary safety attachment. The installation location of the fixture has got to be built in the way that it can hold 10 times the weight for 1 hour without any failures. Installation should be checked at least one time a year by a skilled professional.

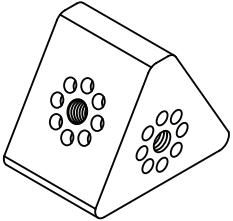
## Accessories



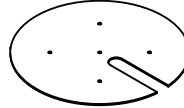
**TXSCB- Corner Cube Black**  
(Includes 2 Half Conical, Screws,pins & Clips)



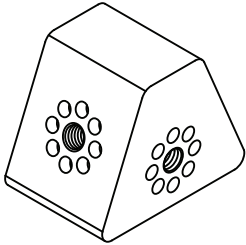
**TXAC31- Eye Nut with M8 thread, Black**



**TXSC120B- Corner 120 degree Black (Hexagon)**  
(Includes 2 Half Conical, Screws,pins & Clips)



**TXBC2B- 2Ft Circular Base, Black**  
(Includes 4 Half Conical, Screws,pins & Clips)



**TXSC135B- Corner 135 degree Black (Octagon)**  
(Includes 2 Half Conical, Screws,pins & Clips)



**TXAC33- Threaded Pin M8, Nylon Nut, Washer, Black**

### Cable Accessories

5049-CAB-1FT	1FT CABLE JUMPER MALE TO FEMALE
5049-CAB-5FT	5FT CABLE JUMPER MALE TO FEMALE
5049-CAB-10FT	10FT CABLE JUMPER MALE TO FEMALE
5049-CAB-15FT	15FT CABLE JUMPER MALE TO FEMALE
5049-CAB-20FT	20FT CABLE JUMPER MALE TO FEMALE
5049-CAB-50FT	50FT CABLE JUMPER MALE TO FEMALE
5049-CAB-ADA	CABLE ADAPTER RJ45 TO 5PIN XLR
5049-PCB-ADA	PCB BOARD ADAPTER RJ45 TO 5 PIN XLR

## General Terms & Conditions

1. All resellers must have approved and signed Reseller Application on file, including their respective state tax information and W-9. Applications are re-evaluated on a fiscal calendar year basis to assure business integrity and tax status.
2. Cash, check, cashiers check, ACH, wire transfer, MasterCard, Visa, Discover, and American Express are accepted forms of payment.
3. Past due invoices will be charged 1.5% per month finance charge. Uncollected invoices are subject to be turned over to collection.
4. The reseller will pay all reasonable expenses incurred in the course of collections.
5. The proper venue for litigation will be Bexar County, Texas.
6. Returned checks will be charged a \$50.00 fee.
7. All prices are in U.S. Dollars.
8. All prices and specifications are subject to change without notice, sales order confirmations are emailed and will reflect correct pricing.
9. All terms are insured, monitored, analyzed and approved by Coface USA. Changes in credit line and approved terms can change without notice. Company authorization of credit is based on Coface approvals. Any conflicts or disagreements should be referred to: 650 College Rd East Suite 2005 Princeton, NJ 08540. 1-609-469-0400. E-mail: cofaceusa@coface.com
10. Returns are subject to 25% restocking charge plus any necessary charges for repair or re-packaging.

## Shipping Terms & Conditions

1. All orders are EXW San Antonio, TX (EXW means that a buyer/reseller incurs the risks for bringing the goods to their final destination) any deviation needs to be done in writing.
2. UPS ground shipping is the preferred shipping method. Requests for specific carriers may require use of the customer's account number and may incur an additional charge for handling.
3. Drop shipments are subject to all return charges at resellers expense. Drop shipments are not allowed outside of the territorial United States.
4. NO C.O.D. shipments allowed.
5. Returned and undelivered shipment charges are the buyer/resellers responsibility and will be billed to the buyer/reseller.
6. The freight carrier and Company shipping@mega.lighting should be notified upon receipt of damaged freight, discrepancies, or non-conformities within 24 hours. Company can assist in making claims with carriers or agents in the event of any loss or damage.
7. Upon acceptance in good order by Carrier from Company, the material becomes the property of the Reseller.

## Warranty and Service Procedures

1. All returns require an RMA# (Return Merchandise Authorization number) before returning goods for any reason. For a service or warranty RMA, please email service@mega.lighting or call (210)684-2600. For sales or demo returns, please contact sales@mega.lighting.
2. Case will be created and an RMA notice will be emailed. All units received must have the RMA # included with the unit as well as on the shipping label.
3. All shipping charges are the responsibility of the customer: MEGA Systems, Inc., Service, 18668 HWY 16 N., Helotes, TX 78023

## Warranty for Products Purchased Before 2021

Unless otherwise stated in writing, product is covered by a one year parts and labor limited warranty and is subject to same limitations listed under the limited warranty exclusions listed below.

## Warranty for Products Purchased After January 1, 2021

**MEGA SYSTEMS INC** ("MSI") hereby warrants to the original purchaser/owner (Customer"), MSI products to be free of manufacturing defects in material and workmanship, for the warranty periods as defined below from the original purchase invoice date. This warranty applies exclusively to new MSI branded and/or distributed products listed below, purchased from an MSI AUTHORIZED dealer/reseller. This warranty is not transferrable and may or may not apply to products sold and/or forwarded outside the United States. Please contact MSI for applicable regional product warranty information.

The purchase of MSI product constitutes the Customer's acceptance of all warranty terms and conditions as listed in this limited warranty statement. This warranty provides the Customer with legal rights, which may vary from state to state. Please contact MSI regarding warranty questions prior to purchasing.

Product / Series	Warranty Period	Coverage
Battery Powered LED	Six month battery, one year all other components	1, 2
Moving LED, Hazers	One Year	2
Outdoor IP-Rated LED	Two Years	3
House Light LED, Decorative LED, Compact LED, iCandy LED, Theatrical LED, Strobe Wash LED, Follow Spot LED, Production & House of Worship Control, Architectural Control, Theatrical Control, Dance Venue & Mobile DJ Control, Direct View LED Displays, and MV Controllers	Three Years	4

**1. Battery: 183 days/six months 2. Parts and Labor: 365 days/one year 3. Parts and Labor: 730 days/two years 4. Parts and Labor: 1095 days/three years**

### This limited warranty excludes any defects caused by, resulting from, or relating to the following:

- Normal wear and tear of lamps, color media, brushes, contact rings, lamp sockets, belts and other parts prone to wear and tear.
- Misuse, abuse, improper handling, accident, alteration or attempts to repair by or on behalf of the owner or any person not authorized by MSI.
- Damage to the product resulting from acts of God, including but not limited to, earthquakes, hurricanes, tornadoes, lightning and other natural disasters, fire, explosion, flood, riots, civil disorder or any other cause beyond the reasonable control of MSI.
- Exposure to harsh or excessively corrosive environmental conditions (whether indoors or outdoors) including, but not limited to, extreme temperature, humidity, atmospheric conditions (including salinity or pressure), radiation (UV, infrared or nuclear), shock and conditions which exceed the product's Ingress Protection ("IP") rating.
- Use of the product in a manner which exceeds the applicable product specification, including, but not limited to, exposure to excessive, insufficient, or other voltage conditions.
- Installation or use of the product not in accordance with the technical documentation, MSI guidelines (as may be posted on its website at [www.megasystemsinc.com](http://www.megasystemsinc.com) from time to time or otherwise designated by MSI or its brands) or applicable building and electrical codes, regulations, and standards.
- Failure to maintain the product in accordance with the technical documentation.
- Natural degradation and color shift of the LED source over the course of normal product use.
- Slight deviations in the specified values of intensity and color that do not affect the functionality of the product.
- Use of the product not for its intended purpose.

All warranty claims are evaluated under the terms of this limited warranty. If a product falls within the warranty period and if, upon examination by MSI, it is found to have failed for a covered cause, MSI will, at its sole discretion, repair or replace the defective part or product or reimburse the purchaser a pro-rated portion of the purchase price based on the percentage of the warranty period still remaining as of the date that the returned product was received by MSI. Should a replacement part or product be discontinued or unavailable, MSI reserves the right, in its sole and absolute discretion, to substitute a comparable replacement part or product for the defective part of product. MSI warranty obligation herunder is limited solely to the repair or replacement of or reimbursement for the particular parts or products determined by MSI to have failed for a covered cause within the warranty period. In no event shall MSI be responsible to replace or reimburse purchaser for any products or portions of a system that MSI determines has not failed for a covered cause within the warranty period, even if such other products or portions of a system are used together with products being repaired or replaced by MSI under this warranty and the repaired product differs in brightness, colors or any other attribute after the repair.

Costs of removal, shipping to MSI or its authorized representative and reinstallation are solely the responsibility of the purchaser. If MSI determines that the product is covered by this limited warranty, it will only pay for parts and labor as indicated by product type. If MSI determines that the product is not covered by this limited warranty, the purchaser will have the option of paying for the repair if the product can be repaired and the purchaser shall be responsible for the cost of shipping the repaired product back to the purchaser. MSI reserves the right, in its sole and absolute discretion, to decline any repair.

IN NO EVENT SHALL MEGA SYSTEMS, INC. BE LIABLE FOR ANY INCIDENTAL, CONSEQUENTIAL, SPECIAL, INDIRECT OR PUNITIVE LOSS OR DAMAGE OF ANY KIND, INCLUDING, BUT NOT LIMITED TO, LOSS OF PROFITS OR REVENUES, LOSS OF USE OF THE PRODUCT OR ANY OTHER GOODS OR ASSOCIATED EQUIPMENT, DAMAGE TO ANY ASSOCIATED EQUIPMENT, COST OF CAPITAL, COST OF SUBSTITUTE PRODUCTS, FACILITIES OR SERVICES, DOWN TIME COST, INSTALLATION OR LABOR COSTS, OR CLAIMS OF THE PURCHASER'S CUSTOMERS, WHETHER BASED ON WARRANTY, CONTRACT OR NEGLIGENCE, ARISING IN CONNECTION WITH THE SALE, USE OR REPAIR OF THE PRODUCT. MEGA SYSTEMS INC'S MAXIMUM LIABILITY SHALL NOT, IN ANY CASE, EXCEED THE PURCHASE PRICE OF THE PRODUCT THAT GIVES RISE TO THE CLAIM.

EXCEPT FOR THE LIMITED WARRANTY SET FORTH HEREIN, ALL PRODUCTS SOLD BY MEGA SYSTEMS, INC. ARE SOLD "AS IS" WITHOUT ANY WARRANTY, EXPRESS, OR IMPLIED, STATUTORY OR OTHERWISE, INCLUDING, BUT NOT LIMITED TO, IMPLIED WARRANTIES OR MERCHANTABILITY AND FITNESS FOR A PARTICULAR PURPOSE, ALL OF WHICH ARE EXPRESSLY AND SPECIFICALLY DISCLAIMED BY MEGA SYSTEMS, INC.

## Customer Support

---

MEGA-Lite has a customer support line to provide set-up help and to answer any questions should you encounter a problem. Please visit our website for any other related technical documents. For service related issues, please contact our service dept.

Monday - Friday 9am to 6pm CST  
(210)684-2600  
Service@mega.lighting

## Manual Version

---

Please visit [www.mega.lighting](http://www.mega.lighting) for the most up-to-date manual version.

Manual Version	Date	Fixture Software	Notes
1.0	07/20/2023	N/A	



MEGA-LITE  
18668 Highway 16N  
Helotes, TX 78023  
Phone (210)684-2600 / Fax (210)855-6279  
[www.mega.lighting](http://www.mega.lighting) / [info@mega.lighting](mailto:info@mega.lighting)